

# What to do if you do not have access to Notability?

## Option 1

If you have a printer:

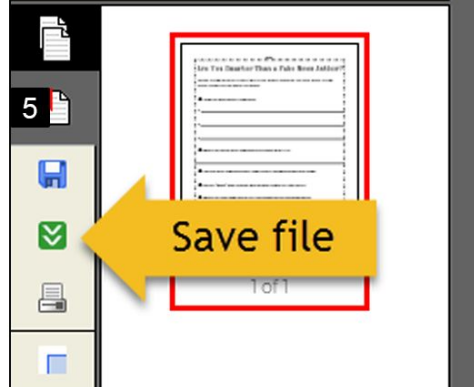
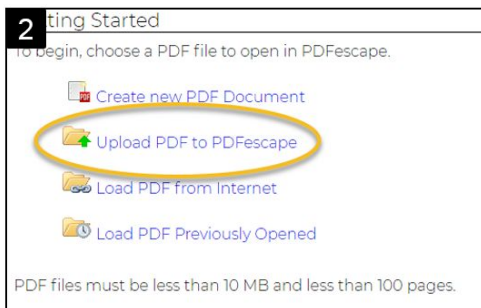
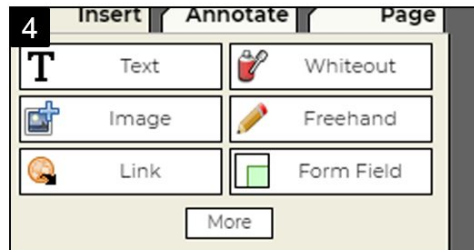
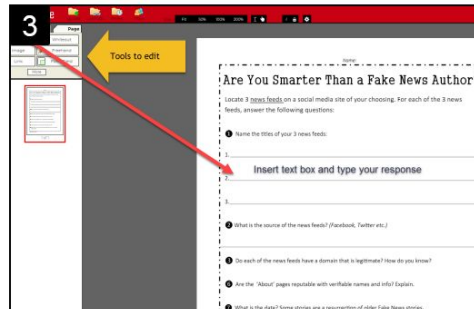
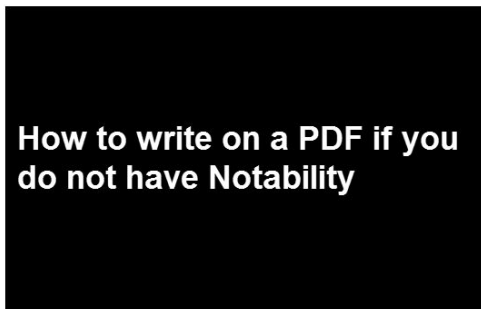
1. Print out the worksheet.
2. Complete the worksheet.
3. Take a picture of the worksheet.
4. Submit assignment

If you do not have a printer:

1. Complete the assignment on notebook paper..
2. Take a picture of the completed assignment.
3. Submit assignment

## Option 2

<https://www.pdfescape.com/>



- 1 Using your web browser, go to <https://www.pdfescape.com/> and Click on *PDFescape Online PDF Editor*.
- 2 Upload the PDF you would like to work on.
- 3 Use the annotation tools in the upper left hand corner to write on the PDF.
- 4 Once you are finished, click on the green arrow to save the PDF.

Created by RB  
Monday, August 17, 2020

Made with  
TechSmith Snagit™